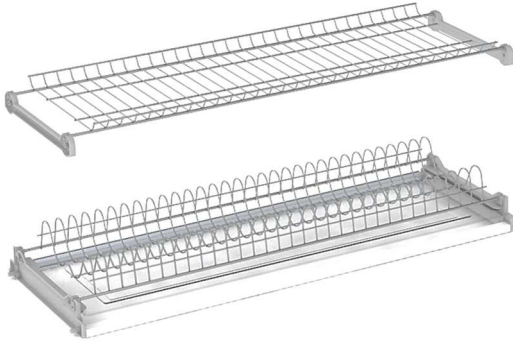



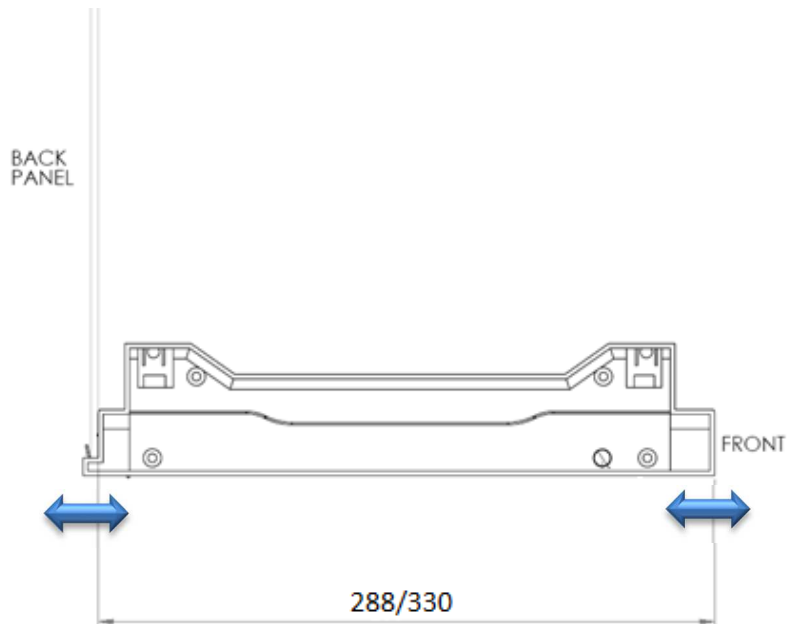
Model with aluminium frame and 2 plastic sides



Model with 4 plastic sides



- o Place the frame in the cabinet and screw



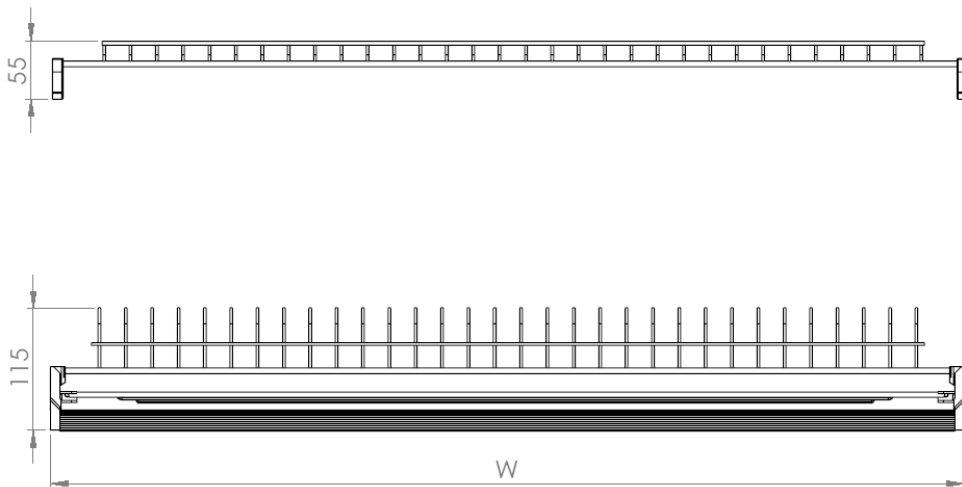
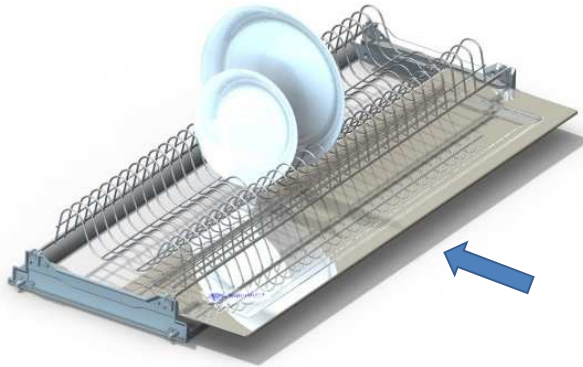
- o Screw the plastic sides for second shelf if expected (side holes position defined in the drawing)



## DISH DRAINER AND GLASSES

# HÄFELE

Model with aluminium frame and 2 plastic sides



Deluxe	Cabinet (mm)	W (mm)	Shelves	Frame	Draining tray
544.19.924	600	564	Stainless steel wire	Aluminium with grey plastic sides	Mat plastic
544.19.926	800	764			
544.19.927	900	864			

Premium	Cabinet (mm)	W (mm)	Shelves	Frame	Draining tray
544.16.934	600	564	Iron wire with grey epoxidic powder coating	Aluminium with grey plastic sides	Mat plastic
544.16.546	800	764			
544.16.547	900	864			Stainless steel
544.20.965	700	664			
544.20.968	1000	964			

Standard	Cabinet (mm)	W (mm)	Shelves	Frame	Draining tray
544.19.914	600	564	Iron wire with grey epoxidic powder coating	No frame, 4 grey plastic sides	Mat plastic
544.19.916	800	764			
544.19.917	900	864			

- Clean with a soft cloth, do not use solvents