

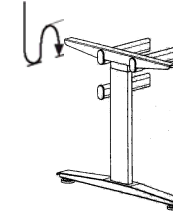


U6331730190045

START



≥ 6sec



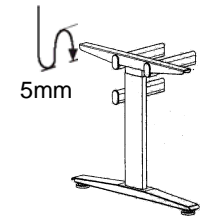
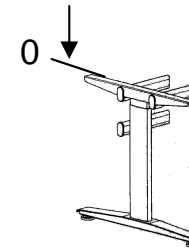
RESET



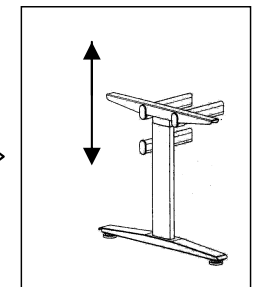


≥ 20sec



≥ 6sec



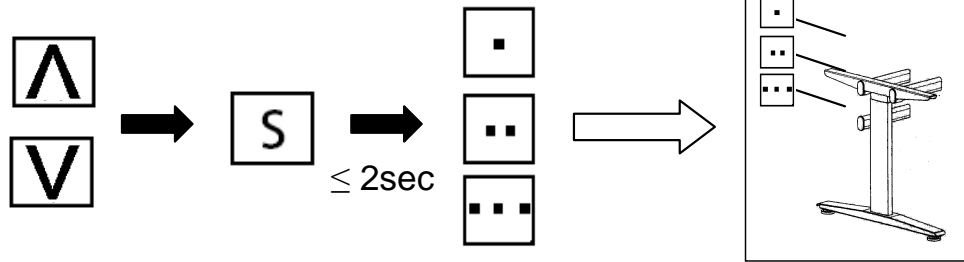
LIFT





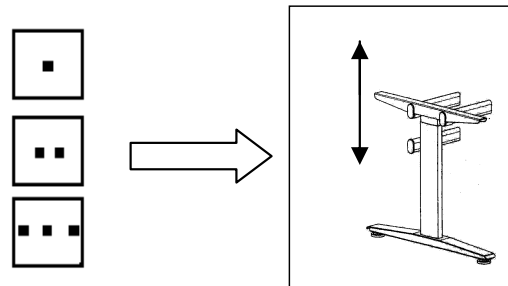
633.03.298

Speichern einer Position Store a memory position



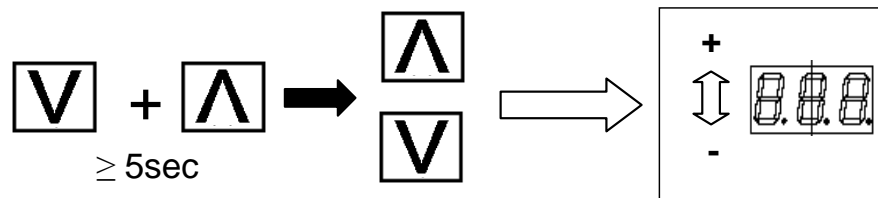
1. Gewünschte Höhenposition anfahren
1. Drive to the desired lift height
2. S-Taste drücken
2. Press S-button
3. Speicher-Taste wählen
3. Press memory-button

Aufrufen einer gespeicherten Position Drive to a stored position



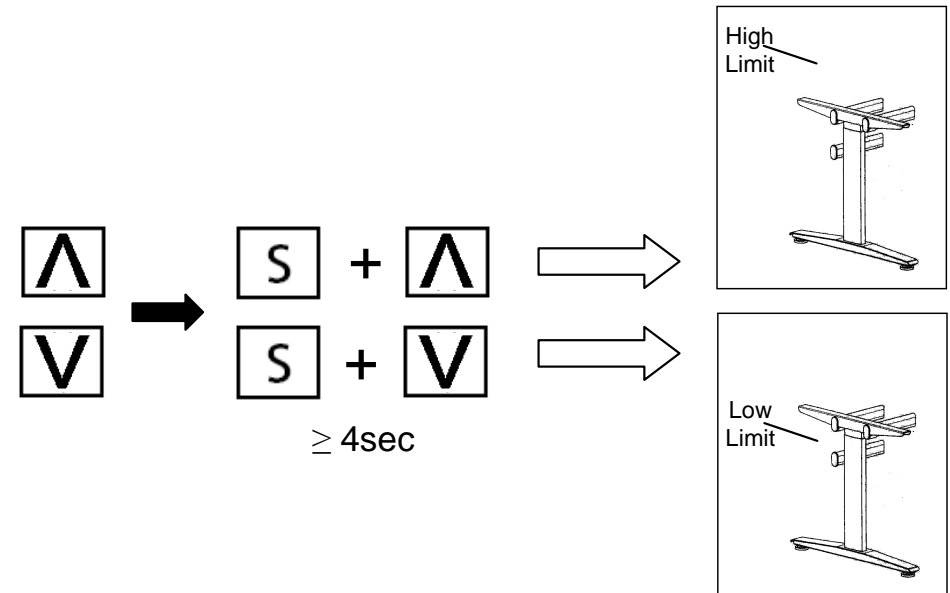
1. Speicher Taste solange gedrückt halten bis der Lift stoppt
1. Hold memory button pressed until the lift stops

Einstellung des Displays Adjust the display



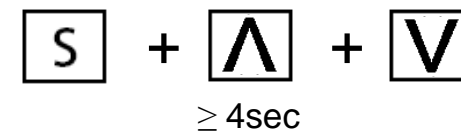
1. Auf- oder Ab-Taste min. 5 sec gedrückt halten
1. Hold up- or down-button min. 5 sec pressed
2. Display mit Auf- oder Ab-Taste justieren
2. Adjust Display with up- or down button

Programmieren einer Hubbegrenzung Program a lift limitation



1. Gewünschte obere/untere Endhöhe anfahren
1. Drive to the desired upper/lower height limit
2. S- und Auf/Ab-Taste drücken
2. Press S- and up/down button

Löschen der Hubbegrenzung Delete the lift limitation



1. S-Taste, sowie Auf- und Ab-Taste min. 4 sec gleichzeitig gedrückt halten
1. Hold S-button and up- and down button min. 4 sec pressed